

Scaled data based on original data using
LM-79-08 Approved Method: Electrical and Photometric Measurements of Solid-
State Lighting Products

Test Report Prepared for
Cooper Lighting Solutions
(formerly Eaton)

Brand: STREETWORKS

Report Number: P533168

Luminaire Tested: **GLAN-SA8C-750-U-AFL-GRSWH**

Issue Date: 5/27/2021

Test Information

Test Method: LM-79-08
Report Number: P533168
TEST IS SCALED FROM IESNA LM-79-08 TEST DATA (G3-2011-057-28)
Test Lab: INNOVATION CENTER
Issue Date: 5/27/2021
Manufacturer: COOPER LIGHTING SOLUTIONS (FORMERLY EATON)
Product Line: STREETWORKS
Catalog Number: GLAN-SA8C-750-U-AFL-GRSWH
Description: GALLEON AREA AND ROADWAY LUMINAIRE
(8) 70 CRI, 5000K, 1050mA LIGHTSQUARES WITH 16 LEDS EACH AND AUTOMOTIVE FRONTLINE OPTICS WITH WHITE GLARE REDUCTION SHIELD
Light Source: -
Ballast/Driver: ELECTRONIC DRIVER

Summary

Lumens per Lamp: N/A
Luminaire Lumens: 51228 lumens
Efficiency: N/A
Efficacy: 119.4 lumens/watt
Luminous Opening: Rectangular (W 1.5' x L: 1.5' x H: 0')
IES Classification: Type II - Short
BUG Rating: B4 - U0 - G3

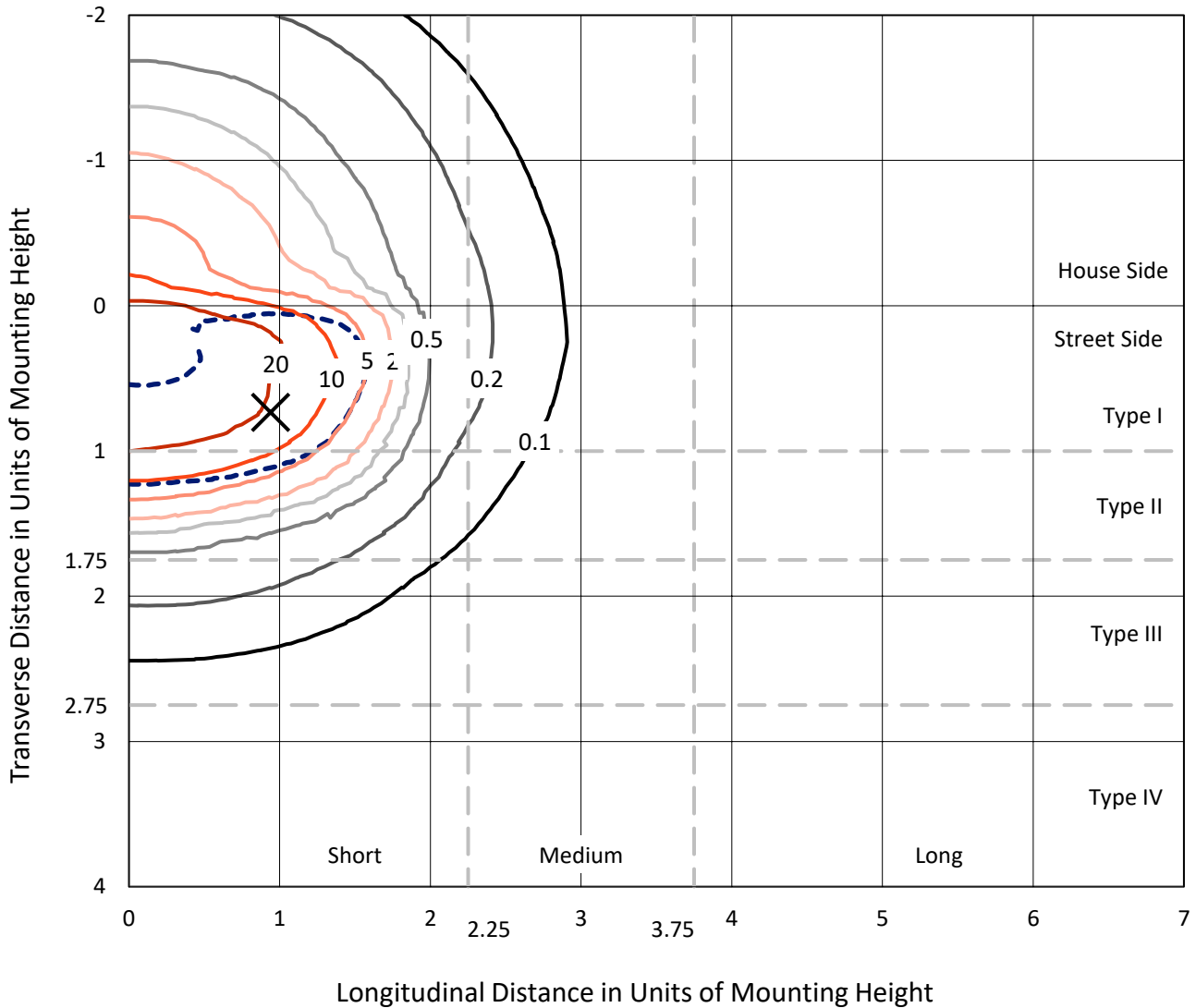
Input Watts (W): 429
Input Voltage (V): NR
Input Current (Ain): NR
Voltage Rise (V): NR
Power Factor: NR
Total Harmonic Distortion (THDi): NR
Frequency (hertz): 60
Stabilization Time: NR
Operation Time: NR
Ambient Temperature (°C): NR
Test Distance: 24 FT



REPORT NUMBER: P533168
 CATALOG NUMBER: GLAN-SA8C-750-U-AFL-GRSWH

Iso-Footcandle Lines of Horizontal Illumination

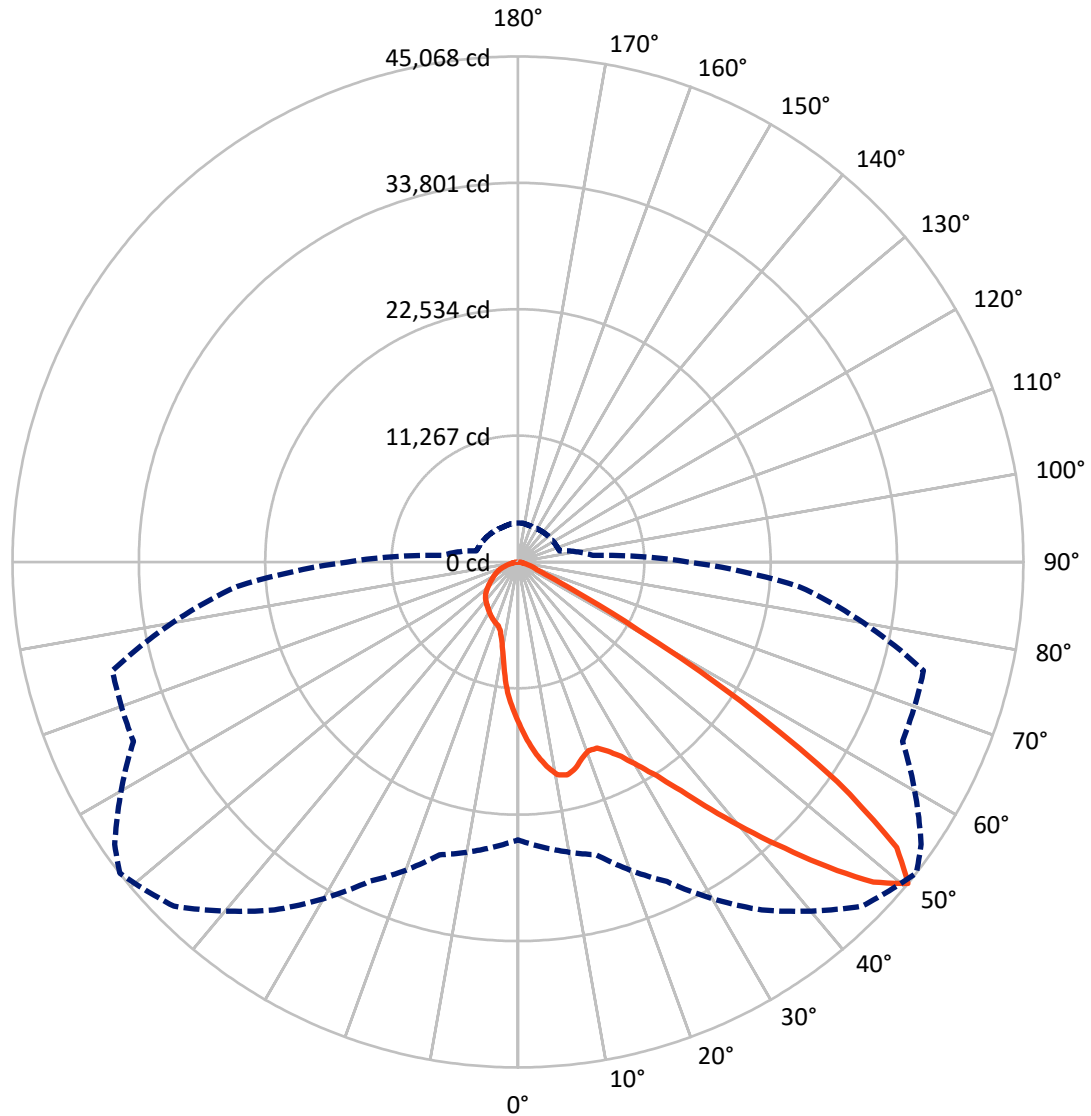
✕ Max cd
 - - - 1/2 Max cd



Based on 25 foot mounting height. Maximum calculated value = 29.6 fc
 Type II - Short - N/A

REPORT NUMBER: P533168
CATALOG NUMBER: GLAN-SA8C-750-U-AFL-GRSWH

Luminous Intensity Polar Plot



— Vertical Plane Through 52-Deg Lateral - - - Horizontal Cone Through 50-Deg Vertical

REPORT NUMBER: P533168
 CATALOG NUMBER: GLAN-SA8C-750-U-AFL-GRSWH

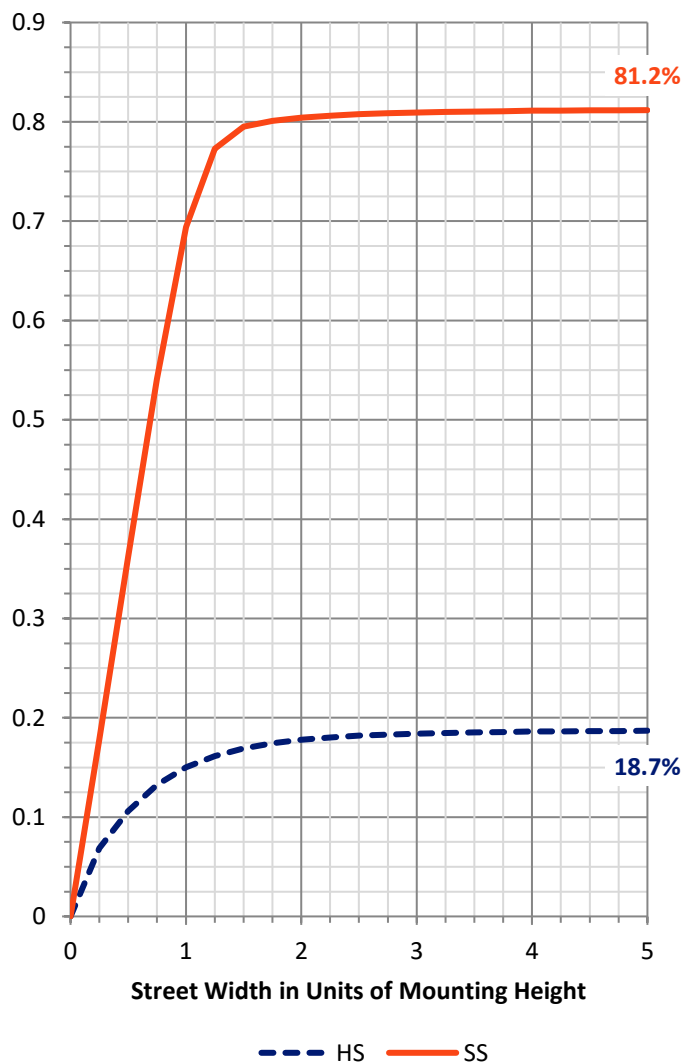
FLUX DISTRIBUTION:

		Downward	Upward	Total
House Side	Lumens	9629.6	0.0	9629.6
	% Fixture	18.8	0.0	18.8
Street Side	Lumens	41598.4	0.0	41598.4
	% Fixture	81.2	0.0	81.2
Total	Lumens	51228.0	0.0	51228.0
	% Fixture	100.0	0.0	100.0

ZONAL LUMENS:

Zone	Lumens	% Fixture
0°-10°	1331.0	2.6
10°-20°	3567.3	7.0
20°-30°	6009.0	11.7
30°-40°	10083.6	19.7
40°-50°	15425.4	30.1
50°-60°	11246.4	22.0
60°-70°	2502.9	4.9
70°-80°	902.8	1.8
80°-90°	159.8	0.3
90°-100°	0.0	0.0
100°-110°	0.0	0.0
110°-120°	0.0	0.0
120°-130°	0.0	0.0
130°-140°	0.0	0.0
140°-150°	0.0	0.0
150°-160°	0.0	0.0
160°-170°	0.0	0.0
170°-180°	0.0	0.0
0°-90°	51228.0	100.0
0°-180°	51228.0	100.0

Coefficient of Utilization



REPORT NUMBER: P533168

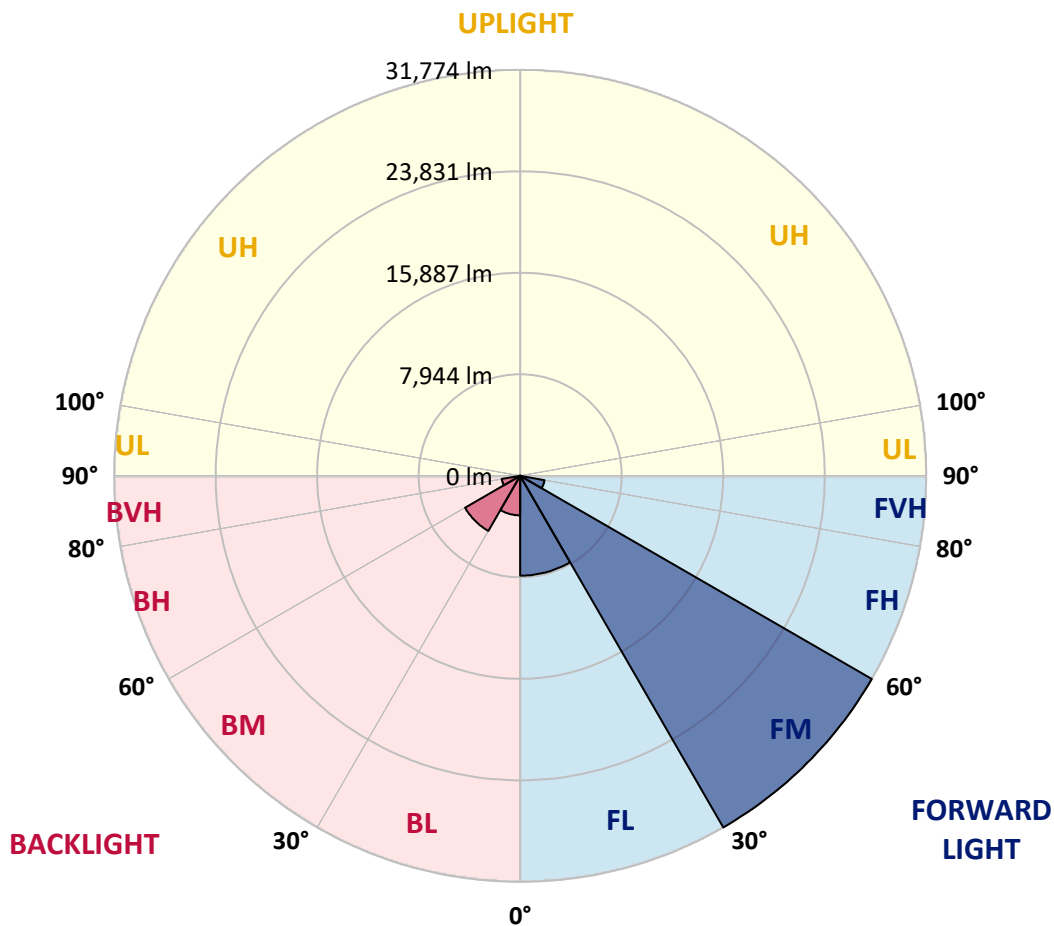
CATALOG NUMBER: GLAN-SA8C-750-U-AFL-GRSWH

LUMINAIRE CLASSIFICATION SYSTEM LUMEN TABLE AND BUG RATING:

Zone	Lumens	% Fixture	Zone Rating/Lumen Limit		
			B	U	G
FL (0°-30°)	7814.0	15.3			
FM (30°-60°)	31774.2	62.0			
FH (60°-80°)	1938.5	3.8			G2/5000
FVH (80°-90°)	71.6	0.1			G1/100
BL (0°-30°)	3093.2	6.0	B4/5000		
BM (30°-60°)	4981.1	9.7	B3/5000		
BH (60°-80°)	1467.1	2.9	B3/2500		G3/2500
BVH (80°-90°)	88.2	0.2			G1/100
UL (90°-100°)	0.0	0.0		U0/0	
UH (100°-180°)	0.0	0.0		U0/0	

BUG Rating: B4-U0-G3

Type II Short





REPORT NUMBER: P533168

CATALOG NUMBER: GLAN-SA8C-750-U-AFL-GRSWH

CANDELA DISTRIBUTION (FULL):

	0°	5°	15°	25°	35°	45°	52°	55°	65°	75°	85°
0°	14440.3	14440.3	14440.3	14440.3	14440.3	14440.3	14440.3	14440.3	14440.3	14440.3	14440.3
2.5°	17002.4	16675.2	16712.3	16477.7	16224.5	16150.4	15891.1	15644.2	15459.0	15063.9	14699.6
5°	18582.9	18484.1	18335.9	18150.7	17959.3	17490.1	17224.7	16916.0	16236.9	15625.7	15020.7
7.5°	18811.3	18792.8	18873.1	18873.1	18941.0	18761.9	18385.3	18169.2	17446.9	16453.0	15329.3
10°	17206.1	17261.7	17650.7	18156.9	18860.7	19348.4	19286.7	19231.1	18440.9	17082.7	15693.6
12.5°	15928.2	15804.7	16033.1	16465.3	17521.0	18700.2	19496.6	19502.8	19299.0	18089.0	15959.1
15°	15205.9	15292.3	15354.0	15557.8	16354.2	17718.6	19120.0	19533.6	20428.8	18799.0	16378.9
17.5°	15668.9	15378.7	15366.4	15415.8	15823.2	16848.1	18422.4	19132.3	21046.2	19712.7	16897.5
20°	16273.9	16267.7	16094.9	16033.1	16027.0	16940.7	17965.5	18928.6	21373.4	20898.0	17422.2
22.5°	17335.8	17335.8	17051.8	16916.0	16625.8	17372.8	18027.3	18681.7	21916.7	21713.0	17675.4
25°	19113.8	18823.7	18335.9	18002.6	17835.9	18101.3	18681.7	19268.2	22392.1	22577.3	18200.1
27.5°	20756.0	20299.2	20058.4	19484.3	19262.0	19107.7	19638.6	20231.3	22947.7	23923.2	18484.1
30°	22620.5	22540.2	22108.1	21367.2	20817.8	20533.8	21021.5	21608.0	23966.4	25299.9	19138.5
32.5°	25954.3	25225.8	24639.3	23731.8	22836.6	22231.6	22713.1	23102.0	25658.0	26738.4	19854.7
35°	29553.6	29319.0	28306.5	26670.5	25299.9	24756.6	25040.6	25330.8	27627.4	28936.2	21058.5
37.5°	33091.1	32770.1	31936.6	30559.9	28893.0	27787.9	27991.6	28331.2	29837.6	31899.6	22527.9
40°	35634.7	35239.6	34819.8	34616.0	32961.5	31448.9	31331.6	31418.0	32825.7	34677.8	24157.8
42.5°	35819.9	36307.6	36437.3	37258.4	36869.4	35628.5	34906.2	34924.7	35677.9	37425.1	25806.1
45°	35431.0	34980.3	35937.2	38178.3	39462.4	40042.7	38826.5	38672.2	37443.6	39017.9	26627.2
47.5°	31350.1	31473.6	33091.1	36634.8	40345.2	42938.2	42654.2	42141.8	38388.2	38962.3	26497.6
50°	24781.3	25528.3	27028.5	31442.7	37875.8	43395.1	45068.1	43882.8	37826.4	37431.2	25176.4
52.5°	16502.3	16811.0	17798.8	23497.2	30454.9	38789.5	42290.0	42561.6	37307.8	35424.8	23503.3
55°	7346.7	7322.0	8711.1	12273.3	19107.7	29516.5	34554.3	36208.8	35313.7	33381.3	21873.5
57.5°	3111.6	3216.5	3784.5	5303.2	9396.4	17811.2	23410.7	24861.6	27158.2	27411.3	16780.2
60°	2105.2	2117.6	2271.9	2654.7	3932.7	8365.4	12279.5	14020.5	15662.7	15551.6	8902.5
62.5°	1654.6	1697.8	1815.1	1969.4	2333.7	3796.8	5494.6	6463.9	6568.8	5525.5	3377.0
65°	1413.8	1420.0	1537.3	1666.9	1827.4	2210.2	2648.5	2697.9	2728.8	2630.0	2481.8
67.5°	1166.8	1179.2	1271.8	1420.0	1568.1	1691.6	1815.1	1876.8	2018.8	2296.6	2259.6
70°	926.1	944.6	1024.8	1148.3	1284.1	1358.2	1512.6	1568.1	1697.8	1913.9	2000.3
72.5°	703.8	710.0	777.9	864.3	987.8	1061.9	1191.5	1253.3	1339.7	1524.9	1605.2
75°	506.2	524.8	574.2	617.4	635.9	685.3	808.8	876.7	1000.1	1080.4	1086.6
77.5°	265.5	277.8	290.2	290.2	351.9	444.5	524.8	561.8	648.2	710.0	679.1
80°	105.0	111.1	142.0	191.4	246.9	321.0	376.6	395.1	469.2	506.2	524.8
82.5°	61.7	67.9	92.6	135.8	179.0	228.4	271.6	290.2	339.6	382.8	395.1
85°	30.9	37.0	55.6	86.4	117.3	142.0	135.8	129.6	129.6	123.5	129.6
87.5°	12.3	12.3	18.5	18.5	18.5	24.7	30.9	30.9	30.9	37.0	37.0
90°	0.0	0.0	0.0	0.0	0.0	0.0	0.0	0.0	0.0	0.0	0.0



REPORT NUMBER: P533168

CATALOG NUMBER: GLAN-SA8C-750-U-AFL-GRSWH

CANDELA DISTRIBUTION (continued):

	90°	95°	105°	115°	125°	135°	145°	155°	165°	175°	180°
0°	14440.3	14440.3	14440.3	14440.3	14440.3	14440.3	14440.3	14440.3	14440.3	14440.3	14440.3
2.5°	14458.8	14211.9	13983.5	13563.7	13106.8	12977.2	12446.2	12254.8	12119.0	11958.5	11909.1
5°	14532.9	14205.7	13471.1	12625.3	11952.3	11088.0	10520.0	9908.8	9464.3	9353.2	9322.3
7.5°	14687.3	14125.5	12859.9	11581.9	10205.2	9032.1	8137.0	7655.4	7229.4	7204.7	7161.5
10°	14860.1	13884.7	12193.1	10186.6	8427.1	7340.5	6803.4	6593.5	6488.6	6463.9	6451.5
12.5°	15002.1	13835.3	11446.1	8828.4	7167.7	6513.3	6352.8	6334.2	6377.4	6389.8	6414.5
15°	15063.9	13637.7	10544.7	7612.2	6383.6	6142.8	6210.8	6284.8	6315.7	6396.0	6334.2
17.5°	15181.2	13384.6	9433.4	6649.1	5945.3	5988.5	6105.8	6192.2	6241.6	6297.2	6216.9
20°	15242.9	13156.2	8390.1	6074.9	5790.9	5871.2	6031.7	6099.6	6161.4	6186.1	6093.5
22.5°	15187.3	12687.0	7470.2	5611.9	5642.8	5747.7	5889.7	5963.8	5926.8	5828.0	5772.4
25°	15039.2	12026.4	6513.3	5315.6	5432.9	5618.1	5729.2	5673.6	5605.7	5550.2	5531.7
27.5°	15033.0	11217.6	5821.8	5043.9	5253.8	5507.0	5469.9	5420.5	5451.4	5408.2	5358.8
30°	15063.9	10433.6	5253.8	4889.6	5124.2	5247.7	5290.9	5241.5	5278.5	5198.3	5223.0
32.5°	14903.4	9668.0	4883.4	4710.5	4969.8	4963.7	5105.7	5142.7	5056.3	4889.6	4914.3
35°	14971.3	9050.7	4568.6	4630.3	4797.0	4797.0	4908.1	4864.9	4636.5	4537.7	4562.4
37.5°	15440.5	8445.6	4414.2	4519.2	4630.3	4679.7	4642.6	4457.4	4401.9	4401.9	4414.2
40°	15885.0	7927.1	4321.6	4494.5	4475.9	4506.8	4235.2	4253.7	4253.7	4259.9	4229.0
42.5°	16280.1	7575.2	4247.5	4346.3	4377.2	4216.6	4050.0	4031.4	4074.7	4068.5	4043.8
45°	16422.1	7285.0	4142.6	4179.6	4204.3	3938.8	3858.6	3821.5	3870.9	3889.4	3914.1
47.5°	15878.8	7044.2	4025.3	3951.2	3901.8	3728.9	3624.0	3556.1	3617.8	3722.8	3747.4
50°	15181.2	6729.4	3840.1	3698.1	3593.1	3519.0	3444.9	3377.0	3420.2	3494.3	3475.8
52.5°	14150.2	6235.5	3605.5	3457.3	3278.2	3296.8	3228.9	3191.8	3216.5	3216.5	3198.0
55°	12680.8	5124.2	3210.3	3105.4	2957.2	3006.6	3018.9	2969.6	2920.2	2963.4	2926.3
57.5°	8655.6	3617.8	2864.6	2864.6	2716.4	2784.3	2778.2	2660.9	2543.6	2555.9	2531.2
60°	5006.9	2883.1	2642.4	2617.7	2463.3	2518.9	2531.2	2451.0	2271.9	2284.3	2259.6
62.5°	2846.1	2463.3	2309.0	2271.9	2241.1	2290.4	2290.4	2185.5	2031.2	2043.5	2018.8
65°	2420.1	2284.3	2062.0	2055.8	2043.5	2055.8	2006.5	1895.3	1759.5	1703.9	1710.1
67.5°	2197.8	2111.4	1895.3	1839.8	1802.7	1796.6	1703.9	1599.0	1537.3	1487.9	1481.7
70°	1926.2	1858.3	1697.8	1623.7	1586.6	1500.2	1407.6	1339.7	1253.3	1228.6	1253.3
72.5°	1524.9	1518.7	1457.0	1376.7	1296.5	1228.6	1148.3	1055.7	975.4	956.9	913.7
75°	1055.7	1068.1	1080.4	1068.1	1000.1	913.7	821.1	747.0	648.2	592.7	580.3
77.5°	691.5	710.0	728.5	703.8	660.6	580.3	518.6	426.0	351.9	308.7	302.5
80°	506.2	530.9	543.3	524.8	475.4	413.6	345.7	271.6	216.1	179.0	179.0
82.5°	388.9	413.6	426.0	395.1	345.7	296.3	246.9	191.4	148.2	117.3	111.1
85°	135.8	129.6	154.3	160.5	191.4	179.0	148.2	111.1	86.4	61.7	55.6
87.5°	37.0	37.0	43.2	43.2	37.0	30.9	30.9	30.9	24.7	18.5	18.5
90°	0.0	0.0	0.0	0.0	0.0	0.0	0.0	0.0	0.0	0.0	0.0

(END OF REPORT)